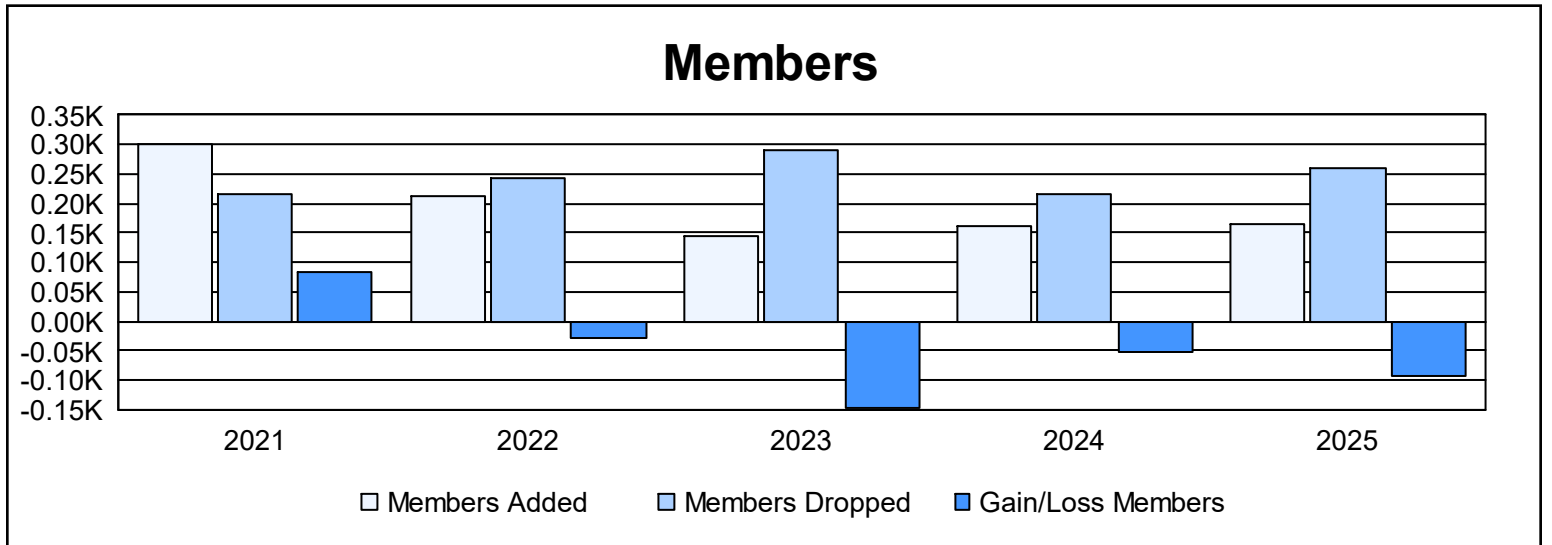
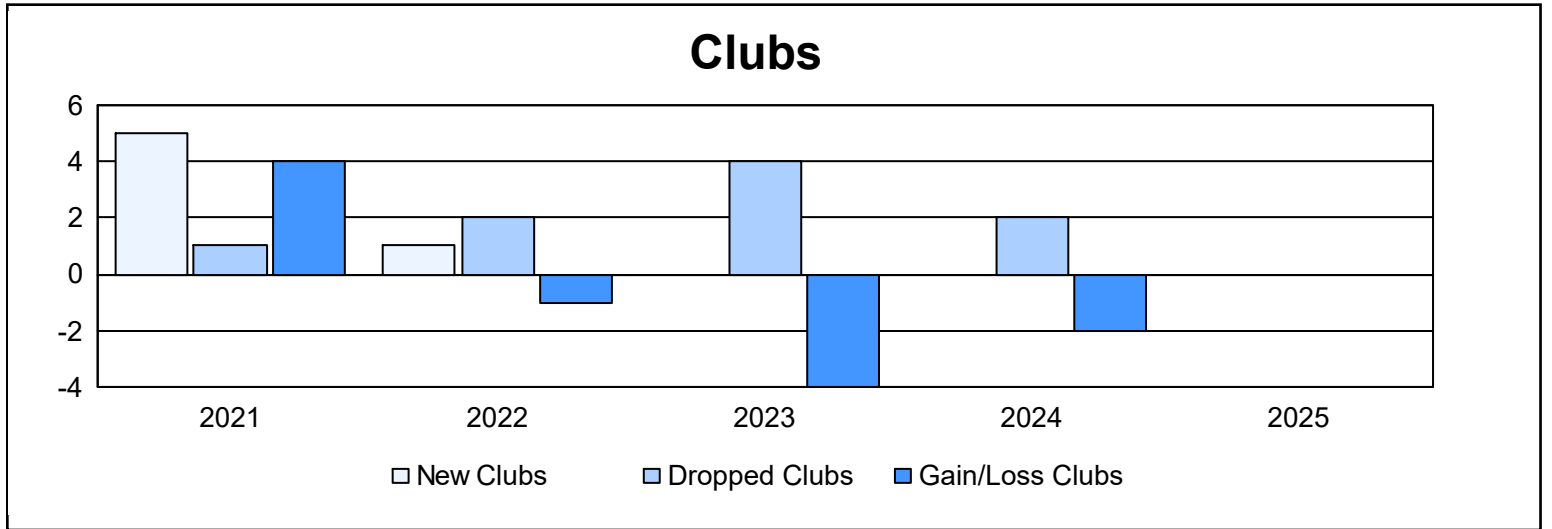
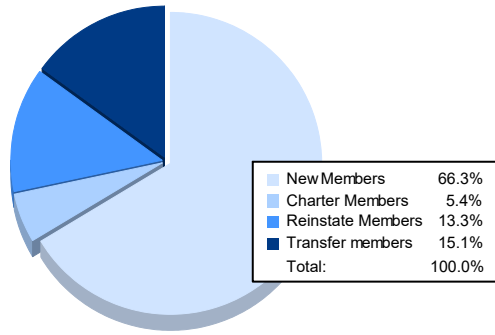


Year	New Clubs	Dropped Clubs	Gain/ Loss Clubs	New Members	Charter Members	Reinstate Members	Transfer Members	Total Member Added	Total Members Dropped	Gain/ Loss Members
2020-2021	5	1	4	179	116	2	4	301	216	85
2021-2022	1	2	-1	143	46	4	20	213	243	-30
2022-2023	0	4	-4	113	3	5	24	145	292	-147
2023-2024	0	2	-2	108	24	12	19	163	215	-52
2024-2025				110	9	22	25	166	260	-94
<b>Average</b>	<b>2</b>	<b>2</b>	<b>-1</b>	<b>131</b>	<b>40</b>	<b>9</b>	<b>18</b>	<b>198</b>	<b>245</b>	<b>-48</b>



### Membership Composition June 2025 Cumulative



### Gender Composition June 2025 Cumulative

